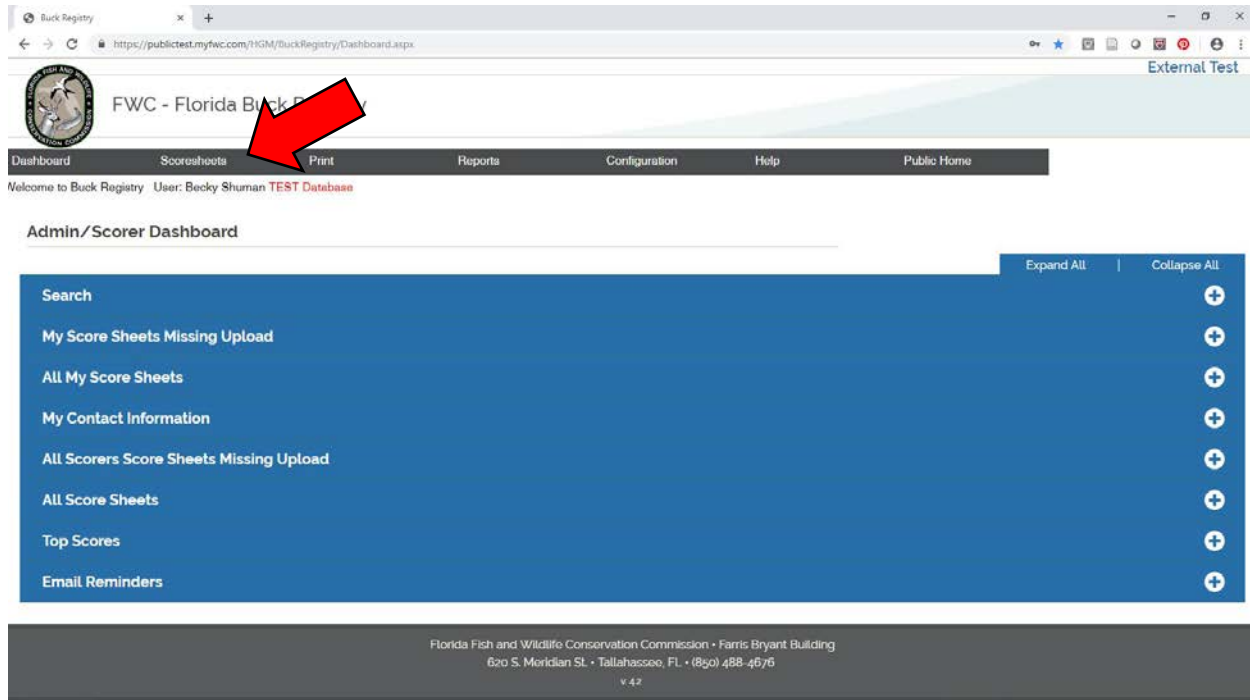
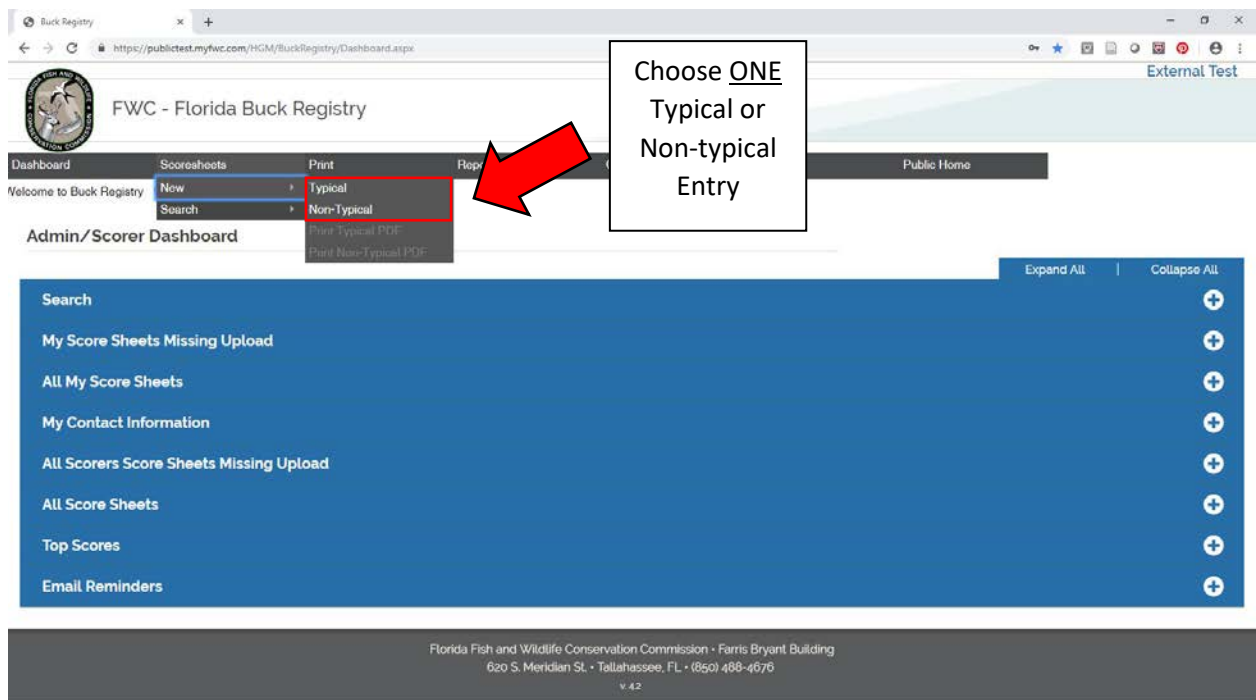


Creating a New Scoresheet

- **Step 1.** Scoresheets can be created by selecting the “Scoresheets” menu from the banner at the top of the page.



- **Step 2.** Select “New” and then either “Typical” OR “Non-Typical” depending on how the entry will be scored.



- **Step 3. Fill out scorer, hunter, and antler information (For more information on how to fill out the hunter's city, state & zip, see the "Entering the City, State & Zip" help document)**

Save New Scoresheet Before Uploading Scoresheet Document

Typical Scoresheet

Control #	Scorer	Date Scored	Status
	Becky Shuman *		New ScoreSheet *

SAVE

Hunter First Name	Initial	Last Name/Suffix	Birth Date	Age	Phone	Email

*** Required**

Address
 City * State * Zip * Select

Take Information
 Method County Date Taken Land Type
 Location: DMU

Comments

- **Step 4. Save the Scoresheet. Once you have entered ALL the required information, click the green "Save" button. Required fields are displayed with a red asterisks (*), and you will not be able to save you entry until ALL the required information is entered.**

Length Of	Right Antler	Left Antler	Difference
Main Beam	17 3 /8"	19 2 /8"	1 7/8
1st Point	10 4 /8"	11 3 /8"	0 5/8
2nd Point	8 3 /8"	9 2 /8"	1 1/8
3rd Point	7 1 /8"	8 2 /8"	1 1/8
4th Point	5 7 /8"	6 4 /8"	0 5/8
5th Point			0
6th Point			0
7th Point			0
Circumference of Smallest Place Between			
Burr and 1st Point	4 3 /8"	5 1 /8"	0 6/8
1st and 2nd Points	3 7 /8"	4 10 /8"	0 1/8
2nd and 3rd Points	3 2 /8"	3 5 /8"	0 4/8
3rd and 4th Points	2 7 /8"	3 3 /8"	0 4/8
Total	83 3/8	70 5/8	7 2/8
Number of Points	5	5	
Tip-to-Tip Spread	9 1 /8"		
Greatest Spread	17 2 /8"		
Inside Spread	15 3 /8"		

Typical Score Calculation

Right Antler Column	83 3/8
Left Antler Column	70 5/8
Spread Credit	15 6/8
Gross Score	149 6/8
Difference Columns	7 2/8
Abnormal Points	0
FBR Score	142 4/8

Required

SAVE

- Step 5. Once the entry has been successfully saved, you will receive a message along with your control number.

Buck Registry x +
https://publictest.myfwc.com/HGM/BuckRegistry/BuckEntry.aspx?Type=Typical

Dashboard Scoresheets Print Reports Configuration Help Public Home

Welcome to Buck Registry User: Becky Shuman TEST Database

! Scoresheet Added Successfully - control # **93318** - NEXT: 1. Record control # 2. Upload scoresheet (below)

Typical Scoresheet

Control #	Scorer	Date Scored
-----------	--------	-------------

Be sure to record the control number on the scoresheet immediately.

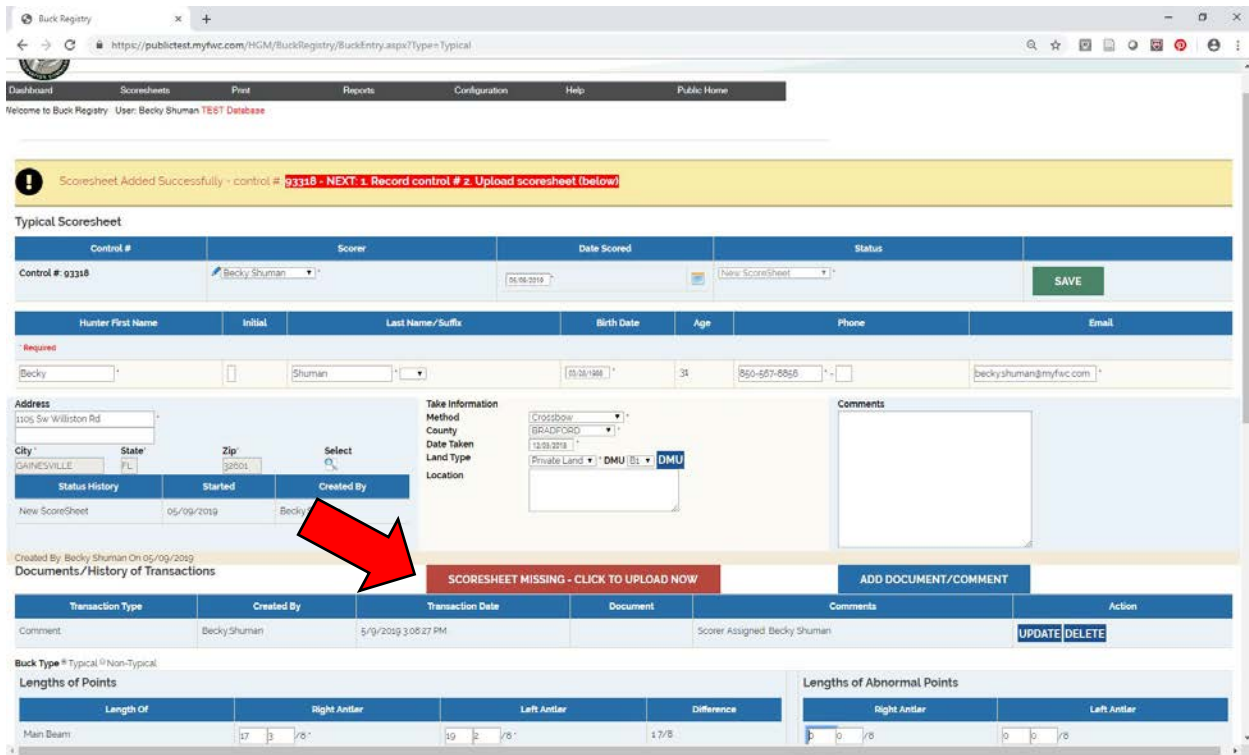


Control Number:

FLORIDA BUCK REGISTRY OFFICIAL SCORE SHEET
Typical Category

Minimum Entry Score: 100

- Step 6. Upload the scoresheet by clicking the red “Scoresheet Missing – Click to Upload Now” button.



- Step 7. Select the correct scoresheet file to upload and click the circled checkbox to save. (NOTE: various file formats can be used including PDF, JPEG, and GIF).

